


ALCOR - V

CNC Profile Machining and 5 Axis Cutting Center



FEATURES

ALCOR - V has been developed to perform cutting, surface treatment and end milling operations of wide aluminum and PVC profiles. ALCOR - V is designed to achieve the highest efficiency in the least amount of time with its units that can operate independently of each other.



8 fan-cooled spindle motors which can operate at different angles, offer unlimited processing on 4 surfaces of the profile.

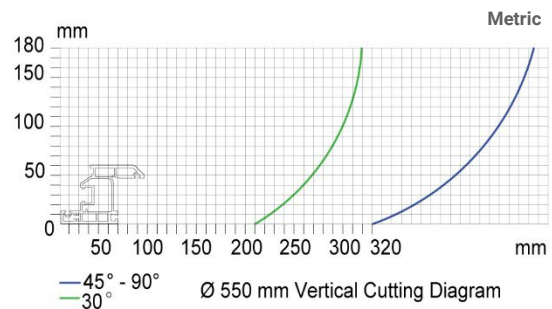
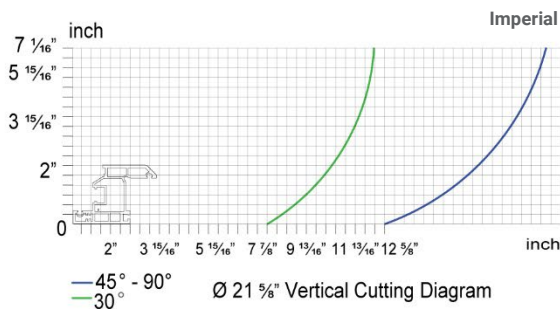


Conveyor with 4 profile feeding capacity ensures the machine to work in the most efficient way.



550 mm diameter saw that can cut at any angle between 0° and 180° thanks to its 4-axis movement capability, the saw allows cutting and end-milling operations of profiles up to 320 mm wide.

Cutting Diagrams



The product data, descriptions and illustrations are shown for advertising purpose in this document and Oz Machine, reserves the right to make modifications or improvements on data, descriptions and illustrations on this document without prior notice.

MACHINING AND CUTTING UNIT AXIS TRAVEL

X1 Axis (Processing Area Longitudinal)	15 3/4" (400mm)
Y1 Axis (Processing Area Horizontal)	27 3/16" (690mm)
Z1 Axis (Processing Area Vertical)	13 3/4" (350mm)
X2 Axis (Cutting Unit Longitudinal)	22 1/16" (560mm)
Y2 Axis (Cutting Unit Horizontal)	35 1/16" (890mm)
Z2 Axis (Cutting Unit Vertical Movement)	20 1/16" (510mm)
C Axis (Cutting Unit Horizontal Rotation Movement)	360°
A Axis (Cutting Unit Vertical Rotation Movement)	180°

GRIPPER AXIS TRAVEL

XL Axis (Drive robot)	391 3/4" (9950 mm)
YL Axis (Gripper Y)	5 1/8" (130 mm)
ZL Axis (Gripper Z)	5 5/16" (135 mm)

LOADING AND UNLOADING UNIT

Minimum profile loading length	47 1/4" (1200mm)
Maximum profile loading length	314 15/16" (8000mm)
Profile loading capacity	4
Adjustable Profile loading capacity (Max. 10)	○
Automatic chip discharge conveyor unit	●

POSITIONING SPEED

X1 Axis (Processing Area Longitudinal)	(40 m) 1574"/min
Y1 Axis (Processing Area Horizontal)	(40 m) 1574"/min
Z1 Axis (Processing Area Vertical)	(40 m) 1574"/min
X2 Axis (Cutting Unit Longitudinal)	(40 m) 1574"/min
Y2 Axis (Cutting Unit Horizontal)	(40 m) 1574"/min
Z2 Axis (Cutting Unit Vertical Movement)	(42 m) 1653"/min
C Axis (Cutting Unit Horizontal Rotation Movement)	166°/sec.
A Axis (Cutting Unit Vertical Rotation Movement)	166°/sec.
U Axis (Cutting Unit Movable Clamp)	(40 m) 1574"/min
XL Axis (Drive robot)	(90 m) 3543"/min
YL Axis (Gripper Y)	(20 m) 787"/min
ZL Axis (Gripper Z)	(20 m) 787"/min

AIR - ELECTRIC

Pressure	6-8 Bar
Maximum power	43,5 kW
Ampere	122 A

CUTTING UNIT

Saw blade diameter	21 5/8" (550 mm)
Maximum profile cutting dimensions at 90° (width / height)	320/165
Saw blade motor power	3 kW

MILLING UNIT

Fan cooling spindles	8
Additional Fan Cooled Spindles (max. 5 pcs.)	○
Maximum power	3 kW
Maximum speed	18000
Tool holder	ER 20

CONTROL UNIT

Industrial PC - Touchscreen 15"	15"
Data transfer via remote network connection, Ethernet and USB	●
Barcode writer	●
Compatible with optimized cutting and machining list data	●
Compatibility with CAM programs	○
Camquix CAM software	●

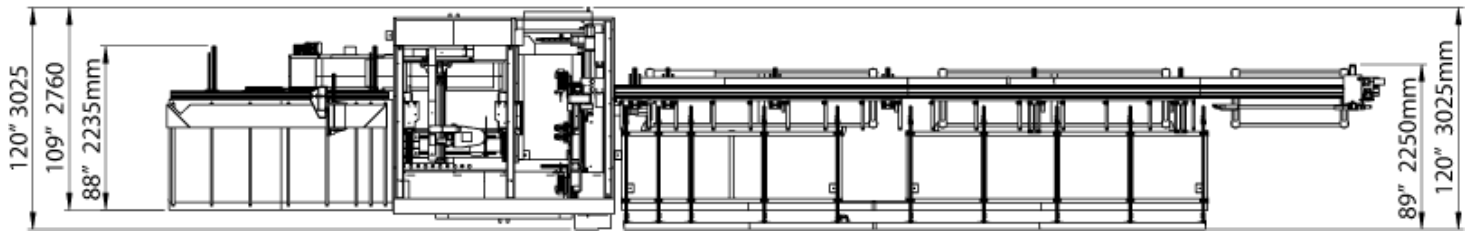

The product data, descriptions and illustrations are shown for advertising purpose in this document and Oz Machine, reserves the right to make modifications or improvements on data, descriptions and illustrations on this document without prior notice.

ALCOR –V

CNC Profile Machining and 5 Axis Cutting Center



Floor Plans



The product data, descriptions and illustrations are shown for advertising purpose in this document and Oz Machine, reserves the right to make modifications or improvements on data, descriptions and illustrations on this document without prior notice.