

GARNET

CNC Controlled Profile Machining Center (4 Axis)




FEATURES

The 4-axis CNC machining center, GARNET, has the capacity to process aluminum profiles of various sizes, thanks to its spindle, which allows processing at any angle between -90 / +90 degrees providing solutions in a wide range of operations.

The machine is developed to carry out all-in-one milling, drilling, machining, marking and end milling operations on profiles, and to perform various operations on industrial profiles. The wide machining capacity 20" x 8 7/8" (510 mm x 225 mm) provides satisfactory user experience with the machines' performance in all operations.



By focusing on providing convenient solutions for customers, and combining power and precision, the processing capacity is only limited by the users imagination, thanks to the 8,0/9,6 kW spindle motor with automatic tool replacement feature.



High speed rates on axes and internal automatic tool replacement magazine which moves with gantry for 10 tools allow for time savings when running different processes which require tool replacement.



With full automatic clamp positioning, GARNET automates many tasks assuming the work load of the user.

The product data, descriptions and illustrations are shown for advertising purpose in this document and Oz Machine, reserves the right to make modifications or improvements on data, descriptions and illustrations on this document without prior notice.

MACHINING LENGTHS

X Axis (Longitudinal)	236" (6000mm)
Y Axis (Lateral)	20" (510mm)
Z Axis (Vertical)	8 7/8" (225mm)
A Axis (Head rotation movement)	-90° / +90°

POSITIONING SPEED

X Axis (Longitudinal)	3540" (90m)/min
Y Axis (Lateral)	2520" (64m)/min
Z Axis (Vertical)	2360" (60m)/min

SPINDLE

Maximum power	8/9.6 kW
Maximum rotation speed	24000 rpm
Tool holder	ISO 30
Cooling type	Electro Fan

TOOL STORAGE

Rotary tool storage system	●
Maximum tool storage system number with rotary ATC	10
Maximum saw blade diameter in to the storage system	7 1/16" (180mm)

TAPPING CAPACITY

With compensator chuck	M8
Rigid tapping	○

PROCESSABLE UNITS

With direct tool (upper surface, lateral surfaces, heads)	5
With saw blade (upper surface, heads)	3

PROFILE POSITIONING

Right and left pneumatic profile reference alignment	●
--	---

CONTROL UNIT

Touchscreen	15" HMI
Remote access	●
Data transfer over remote network connection, Ethernet and USB	●
Barcode reader	○
Smart CAM post processing	●

OPERATIONAL AREA

Clamps, standard quantity	7
Clamps, maximum quantity	9
Automatic clamp positioning on X-axis	●
Automatic lubrication in processing area	●
Full guard cabin for machining area	●

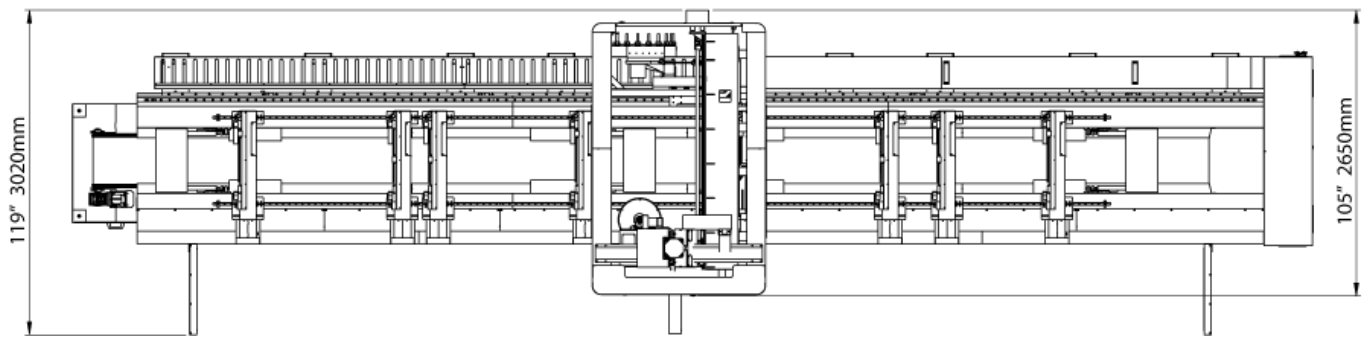
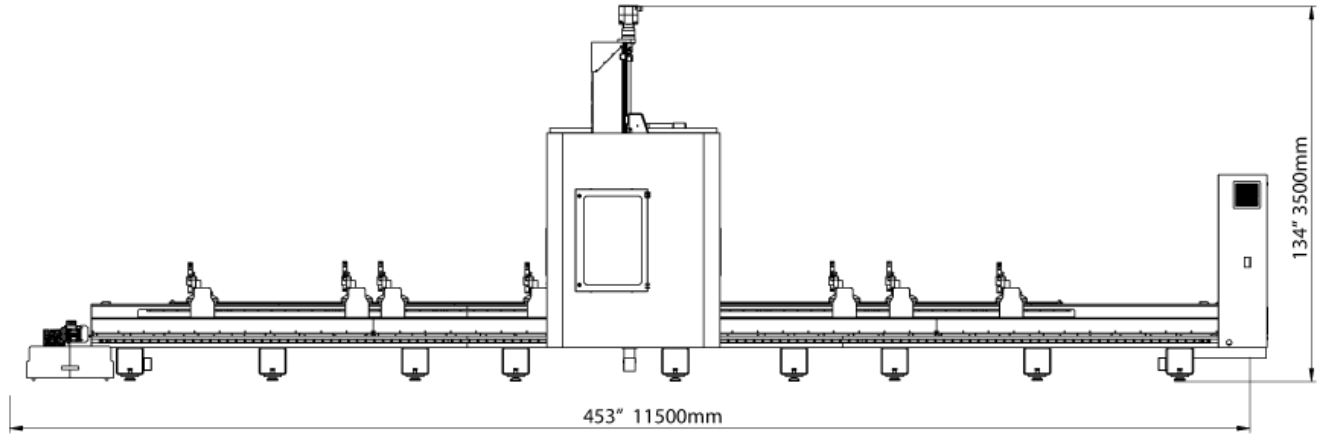
The product data, descriptions and illustrations are shown for advertising purpose in this document and Oz Machine, reserves the right to make modifications or improvements on data, descriptions and illustrations on this document without prior notice.

GARNET

CNC Controlled Profile Machining Center (4 Axis)



Floor Plans



The product data, descriptions and illustrations are shown for advertising purpose in this document and Oz Machine, reserves the right to make modifications or improvements on data, descriptions and illustrations on this document without prior notice.