


ALCOR - II

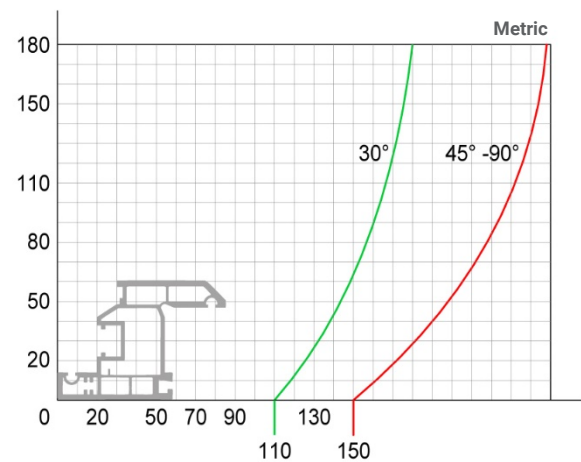
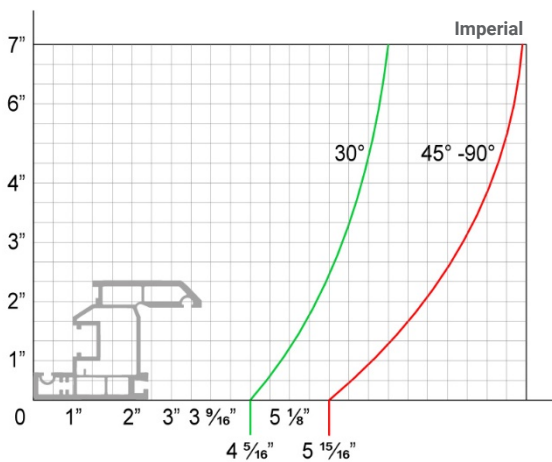
CNC Controlled Profile Machining and Cutting Center (10 Axis)



FEATURES

The 10-axis CNC profile machining and cutting center ALCOR - II C has been developed to carry out all-in-one cutting, milling, drain channel opening, punching and marking operations on profiles, and to perform special non-standard operations (punching, channel opening etc.) on different profiles. Thanks to its individually operating units, ALCOR - II C has been designed to offer maximum efficiency in less time.

Cutting Diagrams



The product data, descriptions and illustrations are shown for advertising purpose in this document and Oz Machine, reserves the right to make modifications or improvements on data, descriptions and illustrations on this document without prior notice.

AXIS TRAVEL

X Axis (Longitudinal)	min 11" (270mm) / max 118" (3000mm)
Y Axis (Lateral)	min 1 3/16" (30mm) / max 6" (150mm)
Z Axis (Vertical)	min 1 3/16" (30mm) / max 7" (180mm)
SR Axis (Drive robot)	min 47" (1200mm) / max 256" (6500mm)
TZ Axis (Cutting unit vertical movement)	10 5/8" (270mm)
TA Axis (Cutting unit rotation)	122°
GrY Axis (Gripper lateral)	4 5/8" (117mm)
GrZ Axis (Gripper vertical)	4 1/2" (115mm)
A1 Axis (Upper spindle movement)	112°
A2 Axis (Frontal spindle movement)	157°

POSITIONING SPEED

X Axis (Longitudinal)	2500" (64m) / min
Y Axis (Lateral)	2500" (64m) / min
Z Axis (Vertical)	1570" (40m) / min
TZ Axis (Cutting unit vertical movement)	900" (23m) / min
TA Axis (Cutting unit rotation)	48° / sn
SR Axis (Drive robot)	5112" (130m) / min

CUTTING UNIT

Cutting angles span	30° / 150°
Saw blade diameter	21 5/8" (550mm)
Max. profile cutting dimensions at 90° (width / height)	5 15/16" (150mm) / 7 1/16" (180mm)
Saw blade motor power	3kW - 4HP

MILLING UNIT

Upper spindle rotation	0° / 45°
Frontal spindle rotation	45° / 135°
Fan cooling spindles	4
Maximum power	3 kW
Maximum speed	18000 rpm
Tool holder	ER 20
Maximum number of machining units	4

LOADING AND UNLOADING UNIT

Minimum profile loading length	47" (1200mm)
Maximum profile loading length	255.9" (650mm)
Minimum profile unloading length	10 5/8" (270mm)
Profile loading capacity	10
Automatic chip discharge conveyor unit	•

GRIPPER AXES TRAVEL

GrY Axis (Lateral) min. / max.	13/16" (20mm) / 4 5/8" (117mm)
GrZ Axis (Vertical) min. / max.	13/16" (20mm) / 4 1/2" (115mm)

CONTROL UNIT

Industrial PC - Touchscreen	15"
Remote access	•
Data transfer via remote network connection, Ethernet and USB	•
Barcode writer	•
Compatible with optimized cutting and machining list data	•
Compatibility with CAM programs	○

OPERATIONAL AREA

Automatic clamp positioning on X-axis	•
Automatic lubrication in processing area	•
Guard cabin for machining area	•

The product data, descriptions and illustrations are shown for advertising purpose in this document and Oz Machine, reserves the right to make modifications or improvements on data, descriptions and illustrations on this document without prior notice.